

# D. P. Sen & Co.

Chartered Accountants

Ref. No. WBF/2012-13/121

October 12, 2012

The Principal Chief Conservator of Forest (HQ & LA)  
Govt. of West Bengal, Directorate of Forests  
Office of the Principal Chief Conservator of Forests  
Aranya Bhavan LA-10A, Sector-III  
Salt Lake City, Kolkata -700 098

Dear Sir,

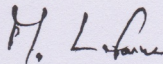
**Sub : Report on Internal Audit of Accounts for the year ended 31.03.2011 and 31.03.2012**

With reference to the scope of work stated in Notice Inviting quotation No.03/ACCF dated 30.01.2012 and your subsequent letter No.10/80/CAMPA/2C-35(Part-I) dated 20.02.2012 addressed to us by the Chief Conservator of Forest (HQ & LA), we have examined all the books of accounts vouchers, journals, records etc. for the year ended 31.03.2011 and 31.03.2012 maintained at the office of West Bengal State Campa unit and found them in order.

We have also examined preparation of the enclosed statements of accounts and report that those are in terms of the books, vouchers and other records maintained.

Thanking you,

Yours faithfully,  
For D. P. SEN & CO.  
Chartered Accountants



Partner



Encl. As above.



BALANCE SHEET AS AT 31ST MARCH 2012

PARTICULARS	Schedule	Current year Rs.	Previous year Rs.
<b>CORPUS/ CAPITAL FUND AND LIABILITIES</b>			
CORPUS CAPITAL FUND	1	166,145,074.72	117,428,883.72
RESERVES AND SURPLUS	2	Nil	Nil
EARMARKED / ENDOWMENT FUNDS	3	Nil	Nil
SECURED LOANS AND BORROWINGS	4	Nil	Nil
UNSECURED LOANS AND BORROWINGS	5	Nil	Nil
DEFERRED CREDIT LIABILITIES	6	Nil	Nil
CURRENT LIABILITIES AND PROVISIONS	7	56,180.00	2,016,888.00
<b>TOTAL:</b>		<b>166,201,254.72</b>	<b>119,445,771.72</b>
<b>ASSETS</b>			
FIXED ASSETS	8	44,250.00	44,250.00
INVESTMENTS- FROM EARMARKED / ENDOWMENT RUND	9	Nil	Nil
INVESTMENTS- OTHERS	10	Nil	Nil
CURRENT ASSETS, LOANS, ADVANCES ETC.	11	166,157,004.72	119,401,521.72
MISCELLANEOUS EXPENDITURE		Nil	Nil
<b>TOTAL</b>		<b>166,201,254.72</b>	<b>119,445,771.72</b>
SIGNIFICANT ACCOUNTING POLICY	24		
CONTINGENT LIABILITIES	25	Nil	Nil

Dated :

Addl. PCCA (HQ) & Nodal Officer (FCA)  
 Member Secretary  
 State CAMPA  
 (Executive Committee)

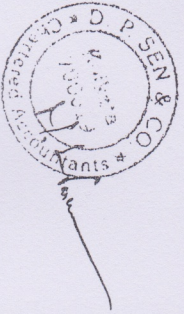




**INCOME & EXPENDITURE ACCOUNT FOR THE YEAR ENDED 31ST MARCH 2012**

PARTICULARS	Schedule	Current year Rs.	Previous year Rs.
<b>INCOME</b>			
Income from Sales / Services	12	Nil	Nil
Grants / Subsidiaries	13	Nil	Nil
Fees/ Subscriptions	14	Nil	Nil
Income from Investment (Income on Invest, from earmarked/endow, funds transferred to Funds)	15	Nil	Nil
Income from Royalty, Publication etc.	16	Nil	Nil
Interest Earned	17	2,413,747.00	3,422,070.72
Other Income	18	Nil	Nil
Increase/ (decrease) in stock of Finished goods and work--in-progress	19	Nil	Nil
<b>TOTAL (A):</b>		<b>2,413,747.00</b>	<b>3,422,070.72</b>
<b>EXPENDITURE</b>			
Establishment Expenses	20	Nil	Nil
Other administrative Expenses etc.	21	56,180.00	55,150.00
Expenditure on Grants, Subsidies etc.	22	2,067,895.00	1,653,550.00
Interest	23	9,481.00	1,487.00
Depreciation (Net Total at the year end - corresponding to Schedule 8)		Nil	Nil
<b>TOTAL (B)</b>		<b>2,133,556.00</b>	<b>1,710,187.00</b>
<b>Balance being excess of Income over Expenditure (A - B) transferred to corpus fund</b>		<b>280,191.00</b>	<b>1,711,883.72</b>
Transfer to Special Reserve		Nil	Nil
Transfer to / from General Reserve	24	Nil	Nil
SIGNIFICANT ACCOUNTING POLICIES	25	Nil	Nil
CONTINGENT LIABILITIES AND NOTES ON ACCOUNTS			

Dated :



Addl. P.C.C.A (HQ) & Nodal Officer (F.C.A)  
 Member Secretary  
 State CAMPA  
 (Executive Committee)

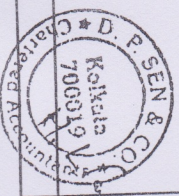


**SCHEDULE FORMING PART OF BALANCE SHEET AS AT 31ST MARCH 2012**

(Amount - Rs.)

PARTICULARS	Current year		Previous year	
	Rs.		Rs.	
<b>SCHEDULE 1 - CORPUS/ CAPITAL FUND:</b>				
Balance as at the beginning of the year	117,428,883.72		Nil	
Add: contribution towards Corpus/ Capital Fund				
Amount of Grant received from Govt. India, Ministry of Environment and Forest, New Delhi	48,436,000.00		115,717,000	
Add: Excess of Income over Expenditure	280,191.00		1,711,884	
<b>BALANCE AS AT THE YEAR END</b>	<b>166,145,074.72</b>		<b>117,428,883.72</b>	

PARTICULARS	Current year		Previous year	
	Rs.		Rs.	
<b>SCHEDULE 2 - RESERVES &amp; SURPLUS:</b>				
<b>1. Capital Reserve :</b>				
As per last Account				
Addition during the year		Nil		Nil
Less: Deductions during the year				
<b>2. Revaluation Reserve :</b>				
As per last Account				
Addition during the year		Nil		Nil
Less: Deductions during the year				
<b>3. Special Reserve :</b>				
As per last Account				
Addition during the year		Nil		Nil
Less: Deductions during the year				
<b>4. General Reserve :</b>				
As per last Account				
Addition during the year		Nil		Nil
Less: Excess of expenditure over income				
<b>TOTAL:</b>		<b>Nil</b>		<b>Nil</b>






**SCHEDULE FORMING PART OF BALANCE SHEET AS AT 31ST MARCH 2012**

PARTICULARS	FUND-WISE BREAK UP			TOTALS
<b>SCHEDULE 3 - EARMARKED / ENDOWMENT FUNDS</b>				
a) Opening Balance of the funds				
b) Additions to the Funds				
i. Donations / Grants				
ii. Income from Investments made on account of funds				
iii. Other additions				
<b>(TOTAL (a + b))</b>	Nil	Nil	Nil	Nil

(Amount - Rs.)

PARTICULARS	Current year			Previous year
c) Utilisation / Expenditure towards objectives of funds				
i. Capital expenditure				
- Fixed Assets				
- Others				
Total				
ii. Revenue expenditure				
- Salaries, Wages and allowances etc.				
- Rent				
- Other Administrative Expenses				
Total				
<b>TOTAL (c):</b>	Nil	Nil	Nil	Nil
<b>NET BALANCE AS AT THE YEAR (a+b+c)</b>	Nil	Nil	Nil	Nil





**SCHEDULE FORMING PART OF BALANCE SHEET AS AT 31ST MARCH 2012**

(Amount - Rs.)

PARTICULARS	Current year		Previous year	
	Rs.	Rs.	Rs.	Rs.
<b>SCHEDULE 4 - SECURED LOANS AND BORROWINGS</b>				
Central Government				
State Government				
Financial Institutions-				
a) Term Loans				
b) Interest accrued and due				
Banks:				
a) Term Loans				
- Interest accrued and due				
b) Other Loans				
- Interest accrued and due				
Other Institutions and Agencies				
Depositories and bonds				
Others				
<b>TOTAL:</b>	Nil	Nil	Nil	Nil

SEEN & CO  
CHIEF ACCOUNTANT  
COMPTROLLER AND AUDITOR GENERAL OF INDIA



**SCHEDULE FORMING PART OF BALANCE SHEET AS AT 31ST MARCH 2012**

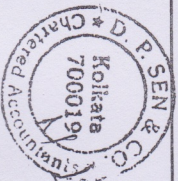
(Amount - Rs.)

<b>SCHEDULE 5 - UNSECURED LOANS AND BORROWINGS</b>		Current year	Previous year
		Rs.	Rs.
1. Central Government			
2. State Government			
3. Financial Institutions			
4. Banks:			
a) Term Loans			
b) Other Loans			
5. Other Institutions and Agencies			
6. Debentures and bonds			
7. Fixed Deposits			
8. Others			
<b>TOTAL :</b>		<b>Nil</b>	<b>Nil</b>

**Note:** Amounts due within one year

<b>SCHEDULE 6 - DEFERRED CREDIT LIABILITIES</b>		Current year	Previous year
		Rs.	Rs.
a) Acceptances secured by hypothecation of capital equipment and other assets			
b) Others			
<b>TOTAL :</b>		<b>Nil</b>	<b>Nil</b>

**Note:** Amounts due within one year





PARTICULARS

**SCHEDULE 7 - CURRENT LIABILITIES AND PROVISIONS**

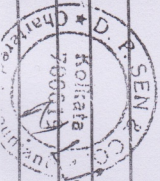
**A. CURRENT LIABILITIES**

PARTICULARS	Current year		Previous year	
		Rs.		Rs.
1. Acceptance				
2. Sundry Creditors:				
a) For Goods		Nil		27,575.00
b) Audit fees payable for the year 2010-11				
c) Audit fes payable for 2011-12		56,180.00		
3. Advances Received				
4. Interest acrued but not due on:				
a) Secured Loans / Borrowings				
b) Unsecured Loans / Borrowings				
5. Statutory Liabilities:				
a) Overdue				
b) Others		Nil		
6. Others Current Liabilities - Overdraft account with Union Bank of India				
<b>TOTAL (A):</b>		<b>56,180.00</b>	<b>Nil</b>	<b>1,989,313.00</b>

**B. PROVISIONS**

1. For Taxation
2. Gratuity
3. Superannuation / Pension
4. Accumulated Leave Encashment
5. Trade Warranties / Claims

<b>TOTAL (B):</b>		Nil	Nil	Nil
<b>TOTAL (A + B):</b>		<b>56,180.00</b>	<b>Nil</b>	<b>2,016,888.00</b>





DESCRIPTION	GROSS BLOCK				DEPRECIATION				NET BLOCK	
	Cost/valuation As at beginning of the year Rs.	Additions during the year Rs.	Deduction during the year Rs.	Cost/valuation at the year end Rs.	As at beginning of the year	On Additions during the year Rs.	On deduction during the year Rs.	Total up to the year end Rs.	As at the Current year end Rs.	As at the previous year end Rs.
<b>A. FIXED ASSETS:</b>										
<b>1. LAND:</b>										
a) Freehold										
b) Leasehold										
<b>2. BUILDINGS:</b>										
a) On Freehold Land										
b) On Leasehold Land										
c) Ownership Flats/ Premises										
d) Superstructures on land not belonging to the entity										
a) On Freehold Land										
<b>3. PLANT MACHINERY &amp; EQUIPMENT:</b>										
<b>4. VEHICLES</b>										
<b>5. FURNITURE, FIXTURES</b>										
<b>6. OFFICE EQUIPMENT</b>										
<b>7. COMPUTER/PERIPHERALS</b>										
<b>8. ELECTRIC INSTALLATIONS</b>										
<b>9. LIBRARY BOOKS</b>										
<b>10. TUBEWELLS &amp; W. SUPPLY</b>										
<b>11. OTHER FIXED ASSETS</b>										
<b>TOTAL OF CURRENT YEAR</b>	Nil	Nil	Nil	Nil	Nil	Nil	Nil	Nil	Nil	Nil
<b>PREVIOUS YEAR</b>	N.A.	N.A.	N.A.	N.A.	N.A.	N.A.	N.A.	N.A.	N.A.	N.A.
<b>B. CAPITAL WORK-IN-PROGRESS</b>										
<b>DESCRIPTION</b>	<b>GROSS BLOCK</b>				<b>DEPRECIATION</b>				<b>NET BLOCK</b>	
	Cost/valuation As at beginning of the year Rs.	Additions during the year Rs.	Deduction during the year Rs.	Cost/valuation at the year end Rs.	As at beginning of the year	On Additions during the year Rs.	On deduction during the year Rs.	Total up to the year end Rs.	As at the Current year end Rs.	As at the previous year end Rs.
<b>A. FIXED ASSETS:</b>										
<b>1. BUILDINGS:</b>										
<b>PREVIOUS YEAR</b>	1	2	3	4	5	6	7	8	9	10
	44,250 N.A.	Nil 44,250	Nil N.A.	44,250 N.A.	Nil N.A.	Nil N.A.	Nil N.A.	Nil N.A.	44,250 44,250	44,250 N.A.

D. P. SEN & CO.  
Chartered Accountants  
Kolkata  
700019




**SCHEDULE 9 - INVESTMENTS FROM EARMARKED/ ENDOWMENTS FUNDS**

	Rs.	Current year	Rs.	Previous year
1. In Government Securities				
2. Other approved Securities				
3. Shares				
4. Debentures and Bonds				
5. Subsidiaries and Joint Ventures				
6. Others				
<b>TOTAL :</b>		<b>Nil</b>		<b>Nil</b>

**SCHEDULE 10 - INVESTMENTS - OTHERS**

	Rs.	Current year	Rs.	Previous year
1. In Government Securities				
2. Other approved Securities				
3. Shares				
4. Debentures and Bonds				
5. Subsidiaries and Joint Ventures				
6. Others				
<b>TOTAL :</b>		<b>Nil</b>		<b>Nil</b>

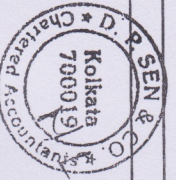




**SCHEDULE FORMING PART OF BALANCE SHEET AS AT 31ST MARCH 2012**

**SCHEDULE 11:-CURRENT ASSETS, LOANS, ADVANCES**

	CURRENT YEAR	PREVIOUS YEAR
<b>A)CURRENT ASSETS</b>		
<b>1. INVENTORIES</b>		
a) Stores and spares		
b) Loose tools		
c) Stock-in-trade		
Finished goods		
Work in progress		
Raw material		
<b>2. SUNDRY DEBTORS</b>		
a) Debts outstanding for a period exceeding 6 month		
b) Others		
<b>3. Cash balances in hand</b>		
<b>4. Bank Balances (See Cash Book Page - 68)</b>		
a) With schedule banks		
On Current Accounts		
On deposit accounts		
Term Deposit with Corporation Bank	5,719,455.00	5,277,439.00
Flexi-fixed deposit with Union Bank of India	70,769,000.00	37,610,000.00
On Savings Accounts -with Corporation Bank	26,059.72	29,343.72
On Savings Accounts -with Union Bank of India	10,898.06	
b) With non schedule banks		
On Current accounts		
On Deposit Accounts		
On Savings Accounts		
<b>5. Post Office Savings Account</b>		
<b>TOTAL A</b>	<b>76,525,412.80</b>	<b>42,916,782.72</b>





**B. LOANS & ADVANCES**

1. Loans			
a) Staff			
b) Other entities engaged in activities			
Opening balance of fund held by DFO as on 01.04.2011		76484,739.00	76,484,739.00
Add: Funds remitted to different DFOs for execution of work during the year		13174,427.92	
Less: Adjustment relating to expenditure paid by DFO on behalf of Campa		<u>27,575.00</u>	
		89,631,591.92	
2: Advances and other mounts recoverable in cash or in kind			
a) On capital Account			
b) Prepayments			
3. Income Accrued			
a) On investments from earmarkd			
b) On loans and advnce			
4. Claim receivable			
<b>TOTAL B</b>		<b>89,631,591.92</b>	<b>76,484,739.00</b>
<b>TOTAL(A+B)</b>		<b>166,157,004.72</b>	<b>119,401,521.72</b>






**SCHEDULE FORMING PART OF INCOME & EXPENDITURE FOR THE YEAR ENDED 31ST MARCH 2012**

<b>SCHEDULE 12 - INCOME FROM SALES/ SERVICES</b>	Current year Rs.	Previous year Rs.
<b>1) Income from Sales-</b>		
a) Sale of Finished Goods		
b) Sale of Raw material		
c) Sale of Scraps		
<b>2) Income from Services-</b>		
a) Labour & processing Charges		
b) Professional/Consultancy Services		
c) Agency Commission and brokerage		
d) Maintenance Services (Equipment/Property)		
e) Others		
<b>TOTAL :</b>	<b>NIL</b>	<b>Nil</b>

<b>SCHEDULE 13 - GRANTS / SUBSIDIES (Irrevocable Grants &amp; Subsidies Received)</b>	Current year Rs.	Previous year Rs.
1) Central Government		
2) State Government(s)		
3. Government Agencies		
4) Institutions / Welfare Bodies		
5) International Organisations		
6) Others		
<b>TOTAL :</b>	<b>NIL</b>	<b>Nil</b>






**SCHEDULE FORMING PART OF INCOME & EXPENDITURE FOR THE YEAR ENDED 31ST MARCH 2012**

**SCHEDULE 14 - FEES / SUBSCRIPTIONS**

	Current year Rs.	Previous year Rs.
1) Entrance Fees		
2) Annual Fees/ Subscriptions		
3. Seminar / program Fees		
4) Consultancy Fees		
6) Others		
<b>TOTAL :</b>	<b>NIL</b>	<b>Nil</b>

**SCHEDULE 15 - INCOME FROM INVESTMENTS**

(Income on Invest. From Earmarked/ Endowment Funds transferred to Funds)	Investment from Earmarked Fund		Investment others	
	Current year	Previous year	Current year	Previous year
1) Interest				
a) On Govt. Securities				
b) Other Bonds/ Debentures				
2) Dividends:				
a) On Shares				
b) On Mutual Fund Securities:				
3) Rents				
4) Others				
<b>TOTAL :</b>	<b>NIL</b>	<b>Nil</b>	<b>NIL</b>	<b>Nil</b>







		TOTAL
		ous income
		miscellaneous services
		entive realized
		s acquired under lease
		d assets
		ale/disposal of assets
PREVIOUS YEAR	CURRENT YEAR	
NIL	NIL	

		18-OTHER INCOME
		ther receivables
		oyees / Staff
		stitutions
		on-schedule banks
		h Union bank of India
		poration Bank
		chedule banks
		Accounts
		stitutions
		n-schedule banks
		ki-fixed Deposit with Union bank of India
		poration Bank
		chedule banks -
		posit
PREVIOUS YEAR	CURRENT YEAR	
1,550,087.72	437,674.00	
1,842,703.00	1,974,901.00	
NIL	NIL	
NIL	NIL	
29,170.00	1,058.00	
110.00	114.00	
3,422,070.72	2,413,747.00	

		INTEREST EARNED
		Royalty
		Publication
PREVIOUS YEAR	CURRENT YEAR	
NIL	NIL	

INCOME FROM ROYALTY, PUBLICATION ETC.




**SCHEDULE:-19 INCREASED/DECREASED IN STOCK OF FINISHED GOODS & W.I.P**

	CURRENT YEAR	PREVIOUS YEAR
a) Closing Stock		
-Finished Stock		
- Work in Pprogress		
b) Less :opening stock		
- Finished Stock		
-Work in progress		
<b>NET INCREASE/DECREASE</b>	<b>NIL</b>	<b>Nil</b>
<b>Total</b>	<b>NIL</b>	<b>Nil</b>

**SCHEDULE 20:-ESTABLISHMENT EXPENSE**


	CURRENT YEAR	PREVIOUS YEAR
Salaries and wages		
Allowances and bonus		
Contribution to P.F		
Staff welfare expense		
<b>TOTAL</b>	<b>NIL</b>	<b>Nil</b>





**SCHEDULE 21 :- OTHER ADMINISTRATIVE EXPENSES ETC**

	CURRENT YEAR	PREVIOUS YEAR
Purchases		
Labor and processing exp		
Freight and carrying inwards		
Electricity and power		
Water charge		
Insurance		
Repairs & Maintenance		
Excise duty		
Rent, rates & taxes		
Vehicle running and maintenance		
Postage, telephone		
Printing and stationary		
Travelling and conveyance		
Expense on seminar		
Subscription expense		
Expense on fees		
Auditors remuneration	56,180.00	55,150.00
Hospitality Expense		
Professional charges		
Provision for bad & doubtful debts		
Irrecoverable balances written off		
Packing charges		
Distribution expense		
Advertisement and publicity		
<b>TOTAL</b>	<b>56,180.00</b>	<b>55,150.00</b>






**SCHEDULE 22 :-EXPENDITURE ON GRANTS,SUBSIDIES ETC**

	CURRENT YEAR	PREVIOUS YEAR
Grants given to Institution		
(i) University of Calcutta	1,123,320.00	374,400.00
(ii) Indian Institute of Social Welfare & Business Management	-	55,000.00
(iii) Society for Socio Economic Studies	760,000.00	855,000.00
(iv) Suchitra Ghosh	184,575.00	369,150.00
Subsidies given to Institution		
<b>TOTAL</b>	<b>2,067,895.00</b>	<b>1,653,550.00</b>

**SCHEDULE 23:-INTEREST**

	CURRENT YEAR	PREVIOUS YEAR
On Fixed Loans		
On other Loans	9,481.00	1,487.00
Bank Charges		
<b>TOTAL:-</b>	<b>9,481.00</b>	<b>1,487.00</b>





**Directorate of Forests, Govt. of West Bengal  
Aranya Bhawan, Salt Lake, Kolkata-700 098  
West Bengal State Campa**

**SCHEDULE:-24**

**SIGNIFICANT ACCOUNTING POLICIES:-**

The financial Statements are prepared on the basis of historical cost convention, unless otherwise stated and on accrual method of accounting.

**Fixed Assets:-**

Fixed assets are stated at cost of acquisition inclusive of inward freight duties and taxes and incidental and direct expenses related to acquisition. In respect of projects involving construction, related pre-operational expenses (including interest on loan for specific project prior to its completion) from part of the value of the assets capitalized.

**Depreciation:-**

Depreciation is charged as per rates specified by Income Tax Act, 1961.

**Govt. Grants & Subsidies:-**

- Grants and subsidies are accounted on realization basis.
- Grants in the nature of contribution towards capital cost of setting up a project are treated as capital reserve.
- Grants in respect of specific fixed asset acquired are shown as deduction from cost of the related asset.





RECEIPTS & PAYMENTS ACCOUNT FOR THE YEAR ENDED 31ST MARCH 2012

R E C E I P T S		Current year	Previous year	P A Y M E N T S		Current year	Previous year
To		Rs.	Rs.	By		Rs.	Rs.
	Opening Balances:						
	a) Cash in hand	Nil	Nil		Overdrawn Balance with Union Bank of India	1,989,313.00	Nil
	b) Bank Balance				Expenses		
	i) In Current A/c with Corporation Bank	29,343.72	Nil		a) Establishment expenses	Nil	Nil
	ii) In Term Deposit With Corporation Bank	5,277,439.00	Nil		b) Administrative Expenses	Nil	Nil
	iii) In Savings A/ c with Union Bank of India	Nil	Nil				
	iv) Fixed Deposit with Union Bank of India	37,610,000.00		II	Payment made against Fund for various projects:		
	Grants Received:				i) Amount remitted to DFOS - Sch- B	13,174,427.92	76,512.3
	As per Schedule 'A'	48,436,000.00	115,717,000.00		ii) Expenditure on Grant & Subsidy- Sch-22	2,067,895.00	1,653,5.5
	Income on Investment			III	Investment & Deposit made		
	a) Earmarked / Endowment Fund	Nil	Nil		a) Out of earmarked / endowment Fund	Nil	Nil
					b) Out of own fund	Nil	Nil
IV	Interest Received on Savings A/c and Fixed Deposit A/c during 2011-12			IV	Expenditure on Fixed Assets		
	i) From Corporation Bank, SB A/c	1,058.00	29,170.00		a) Purchase of Fixed Assets		
	ii) Union Bank of India, SB A/c	114.00	110.00		b) Expenditure on WIP	Nil	44.2
	On Term Deposit & Flexi-fixed Deposit:			V	Refund of Surplus money / Loans		
	iii) From Corporation Bank	437,674.00	1,550,087.72		a) Govt. of India	Nil	Nil
	iv) Union Bank of India	1,974,901.00	1,842,703.00		b) State Govt.	Nil	Nil
V	Amount overdrawn from Savings Account with Union Bank of India	Nil	1,989,313.00	VI	Finance Charge	9,481.00	1,4
				VII	Closing Balance with Banks on 31.03.2012:-		
					1) Corporation Bank (CLSB) Savings A/c	26,059.72	29,3
					2) Corporation Bank (CLKCC) Term Deposits	5,719,455.00	5,277,4
					3) Union Bank of India -Fixed Deposit A/c	70,769,000.00	37,610,0.
					4) Union Bank of India -Savings A/c	10,898.08	
	Total:	93,766,529.72	121,128,383.72		Total:	93,766,529.72	121,128,3

Dated :



Addl. PCCA (HQ) & Nodal Officer (FCA)  
 Member Secretary  
 State CAMPA  
 (Executive Committee)




**Directorate of Forests, Govt. of West Bengal,  
West Bengal State Campa Aranya Bhawan,  
Salt Lake, Kolkata-700 098.**

**SCHEDULE 'A'**

**Details of Grants received from Govt. of India**

	Amount Rs.
Ministry of Environment and Forest, New Delhi to provide fund to DFOS for implementation of Schemes (-Ad-Zac-CAMPA) by transfer of money by RTGS to :-	
2) Union Bank of Inddia, Salt Lake Branch on 20.03.2012 through West bengal State CAMPA for the year 2011-2012	48,436,000.00
<b>Total:</b>	<b>48,436,000.00</b>





Directorate of Forests, Govt. of West Bengal,  
Aranya Bhawan, Salt Lake, Kolkata-700 098.  
West Bengal State Campa

**SCHEDULE 'B'**

**Details of Funds remitted to Divisional Forest Offices for  
implementation of Schemes during 2011-2012**

SI No.	Name of DFOs	Amount Rs.
1	DFO, Kurseong Division	1,958,213
2	DFO, 24-Parganas (South) Division	7,643,350
3	DFO, Darjeeling Division	2,100,000
4	DFO, Monitoring(North) division	310,000
5	DFO, Jalpaiguri Division	500,000
6	DFO, Baikunthapur Division	91,485
7	ACCF, West Bengal	571,379
	<b>Total:</b>	<b>13,174,427</b>

